

# Webcast 5.7 Release Notes

---

**Released:** April 9, 2022

This release introduces an option for presenting pre-recorded videos in the video player during a Live event, lets you set the pre-live player layout, updates default branding colors, and adds support for the VTT caption format. These release notes also highlight other recent changes and improvements. If you have any questions about these changes, please email us at [updates@webcasts.com](mailto:updates@webcasts.com) or contact your account representative.

## Release highlights

The following updates were highlighted in release emails to our subscribers.

### By request features

**Note:** By request features aren't automatically included in your account. If you'd like to request one of these features, submit a [Webcast 5.7 Release Feature Request](#) (opens a web form). We'll evaluate your request and reply.

### Play videos inline during Live events

By request. Available for video broadcasts, but not telephone (audio) broadcasts.

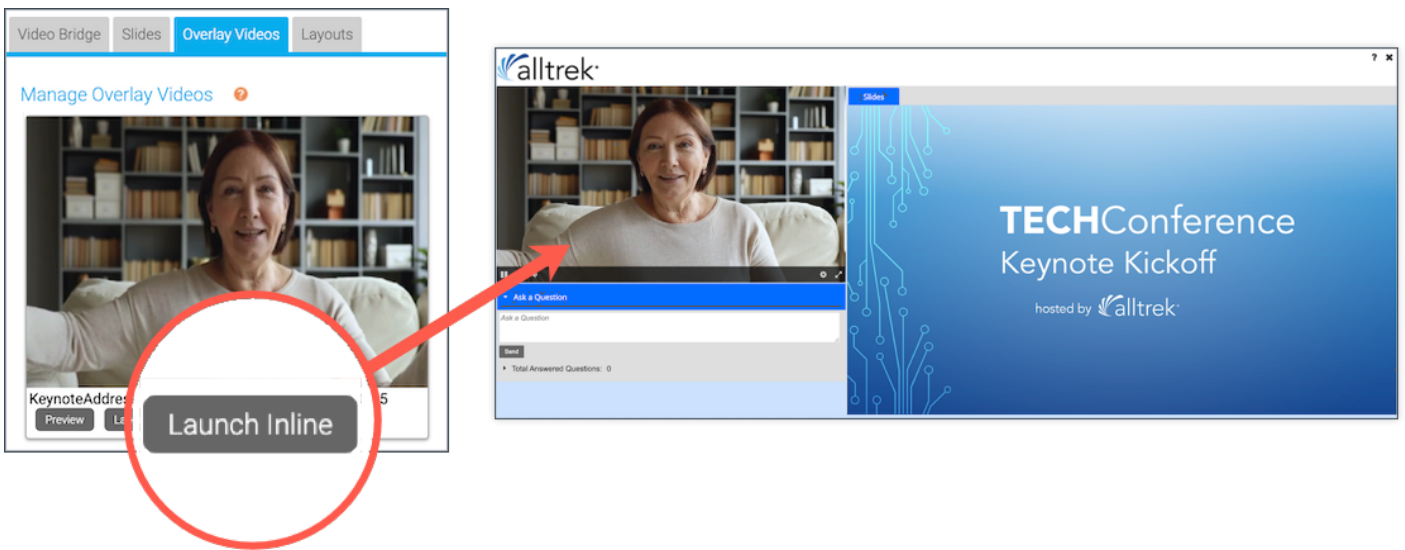
You can share pre-recorded videos in the main video player (where presenter webcams are shown). Use this option for pre-recorded keynotes, event introductions, and situations where presenters can't attend live.

In the Webcast admin portal, go to the Event Content tab and upload overlay videos. During the event, in the Live Studio go to the Overlay Videos tab, and under the thumbnail of the video you want to play, click **Launch Inline**.

#### Notes:

- Once you share a video, you can only re-play it the way you originally launched it (inline or as an overlay). For example, if you shared a video inline, you can't share it a second time as an overlay.

- For the best viewing experience, play a video with the same aspect ratio as the video player (16:9 for video bridge broadcasts; 4:3 or 16:9 for webcam and encoder).

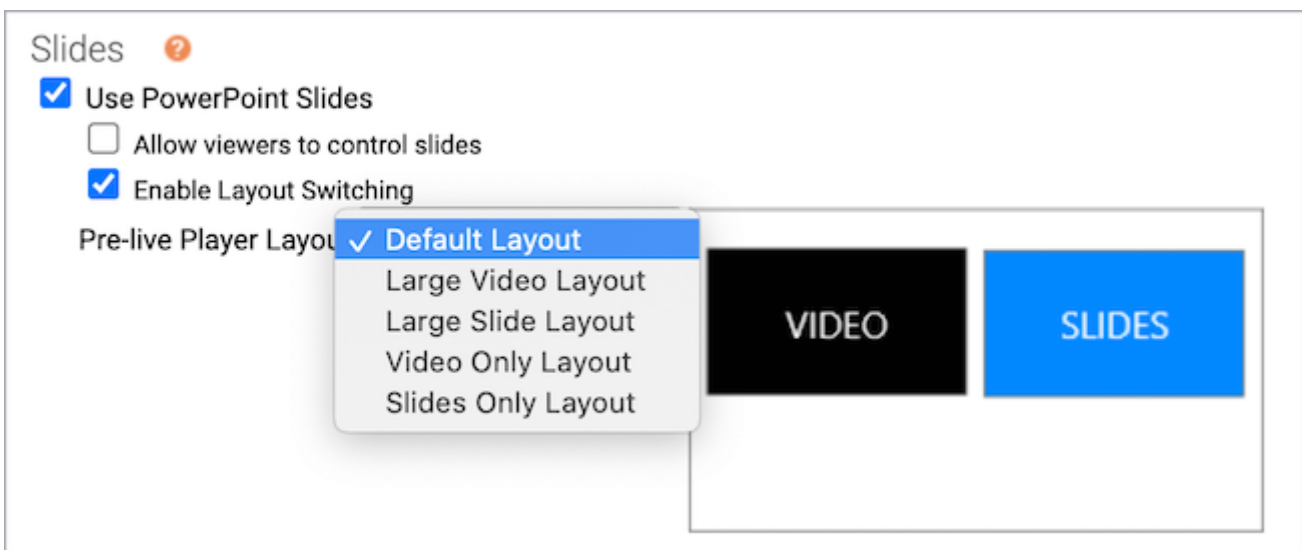


## Set the pre-live player layout for Live events

By request. Requires slides and player layout switching.

When using player layout switching, you can choose the pre-live player layout - Slides Only, Video Only, and varied sizes of Video + Slides. Attendees see your selected layout while they wait for the event to begin, and it still is set when the event starts.

On the Player & Branding tab, select **Use PowerPoint Slides** and **Enable Layout Switching**, then select the pre-live player layout.



## VTT caption files for On-Demand events

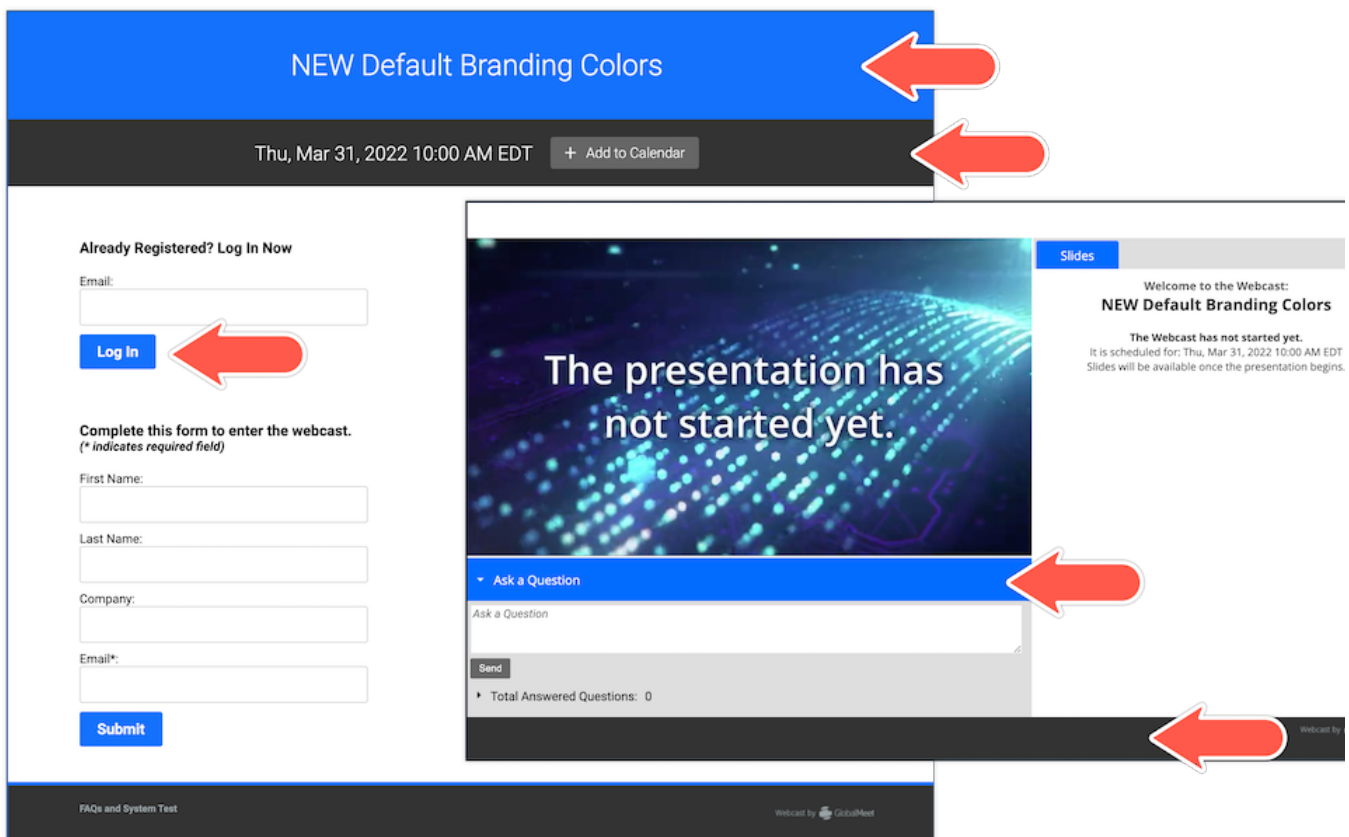
By request. Available for video broadcasts, but not telephone (audio) broadcasts.

This release adds support for timed caption files in VTT file format. This format provides for a more immersive experience with subtitles shown inline with the video. One caption file per event. To upload a timed caption file, go to the Event Content tab and Under Optional Content, expand the Add Closed Captions section and click **Upload Captions**.

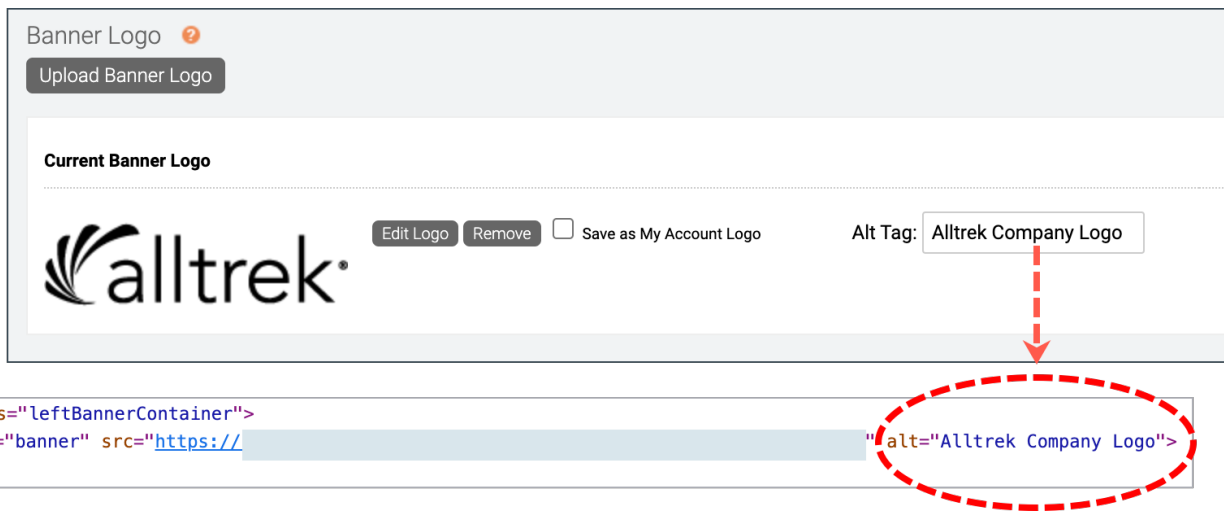
**Note:** This format is not supported on iOS devices (users cannot access the subtitles).

## Accessibility updates

- Updated default branding colors. To improve visual contrast and readability, the default branding colors are deeper blues and grays. These changes include the event title and date bars (bar layouts), buttons, and player tabs.

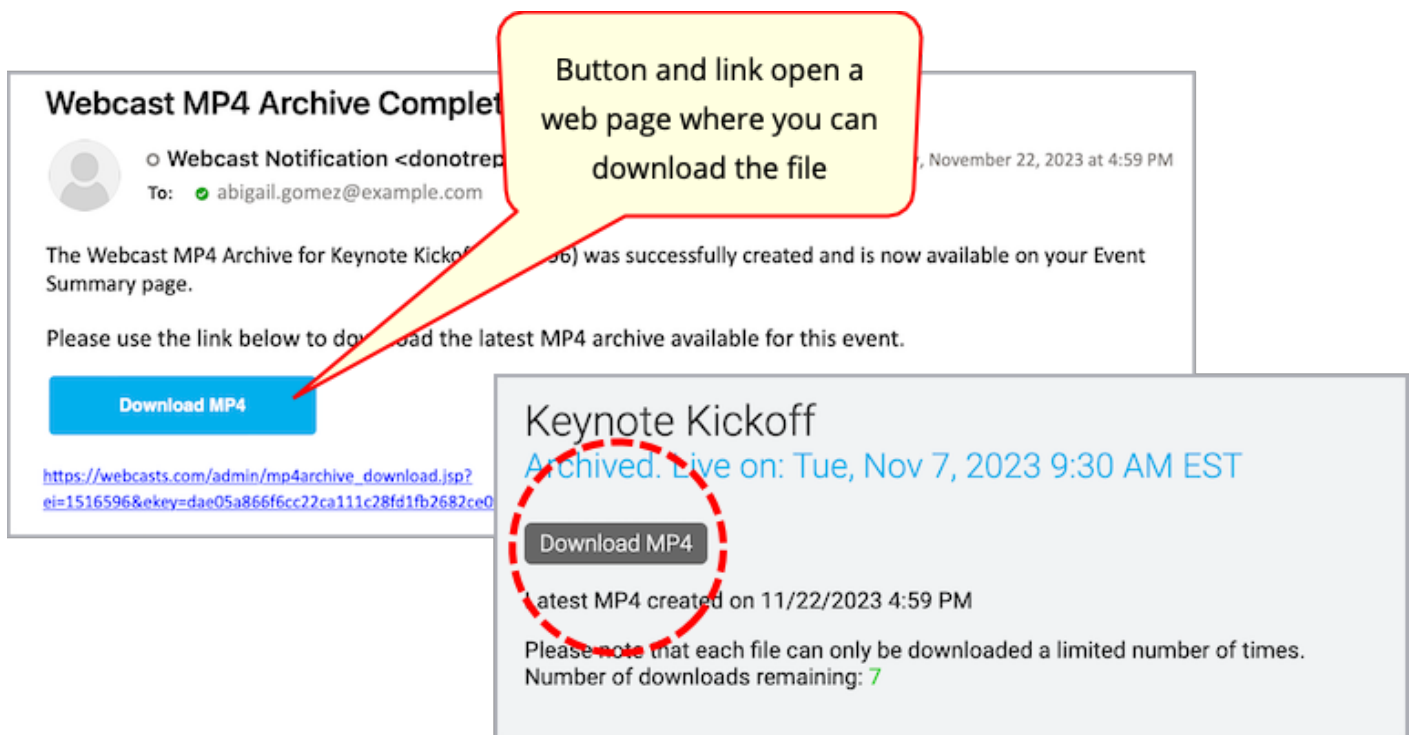


- Add alt tags to banner logos. Player & Branding > Branding Options. When you add a left or right banner logo, now you can define the alt text that is read by screen readers. Previously, event setup filled in "logo" as the alt text.



## Faster access to MP4 archives

We've added a shortcut link to MP4 notification emails that lets you download the file securely from a web page. The file can be downloaded from the link a total of 10 times. Once the download limit has been reached, go to the Webcast Admin portal and download the file from the Event Summary.



## Added tracking for server-side registration

The new `tp_hidden` tracking parameter lets you pass additional data in the registration URL and track it in registration reports. In registration reports, the column heading is Hidden Field. You can use this new field in conjunction with event URLs with campaign source tracking (Email & Marketing > Campaign Source Tracking) and cost centers to track information in multiple ways

for the same event.

- You can pass multiple values in the parameter, up to 500 characters. Use the pipe symbol (%7C) to separate them.
- Use URL-encoded characters for spaces (%20), pipe (%7C), and other special characters. For example:

```
&tp_hidden=Value1%7CValue2
```

In the following example, we used the tp\_hidden parameter to populate the region where an attendee lives. The Hidden Field column in the report shows the values.

Registered On	First Name	Last Name	Company	Email	Hidden Field
04/04/2022 02:49:02 PM	Louisa	Young		louisa.young@email.com	East Coast
04/04/2022 02:49:15 PM	Andrew	Fox		andrew.fox@email.com	West Coast
04/04/2022 02:49:25 PM	Charles	Han		charles.han@email.com	West Coast
04/04/2022 02:49:35 PM	Jenna	Cohen		jenna.cohen@email.com	Midwest

## Other new features and enhancements

- We updated the minimum supported browser versions; for Live Studio or to attend a webcast, you need:
  - Google Chrome 88 and newer
  - Microsoft Edge 88 and newer
  - Mozilla Firefox 85 and newer. Firefox does not support screen sharing for 720p video bridge events.
  - Safari 14 and newer. For attendees, telephone (audio) broadcasts, and encoder broadcasts.
- Live events. Pre-recorded videos are now transcoded and presented using adaptive bit rate (ABR) streaming, for an improved viewing experience regardless of attendees' bandwidth.

## Webcast Admin portal and event setup

- Player & Branding > Advanced Branding > Site Branding Options. We moved the Player Container section below Reg Page Background and grouped settings for registration pages and the player window.

The screenshot displays the 'Site Branding Options' configuration page. On the left, a sidebar lists various branding elements: Banner Color, Highlight Color, Date Bar Color, Form Container, Registration Container, Reg Page Background, Player Container, and Player Page Background. The main area shows the 'Registration Layout' set to 'Open Layout, Title Top, Left Registration'. A preview image shows a registration form with a green background. The 'Registration Container' is set to white (#ffffff). The 'Reg Page Background' is set to black (#000000). The 'Player Container' is set to white. The 'Player Page Background' is set to green (#3e8000). There are buttons for 'Upload Background Image' and 'Upload Player Background Image'.

Site Branding Options

Registration Layout: Open Layout, Title Top, Left Registration

Banner Color: ☒ [Color Picker] ☐ Transparent

Highlight Color: #4a9900

Date Bar Color: [Color Picker]

Form Container: #ffffff

Registration Container: ☒ #ffffff ☐ Transparent

Reg Page Background: #000000

Upload Background Image

Player Container: ☒ White ☐ Transparent

Player Page Background: ☐ Use Reg Page Background Color #3e8000 ☐ Use Reg Page Background Image

Upload Player Background Image

- Player & Branding > Advanced Branding > Site Branding Options. We updated the preview images for bar layouts to show the new branding colors.
- Multi-language support. Language templates now include translations of all standard registration fields. To request translated templates for event setup, contact your account representative.
- We've added support for the following third-party apps:
  - Google - google.com is whitelisted for embedding and linking to Google Drive files.

- KUDO ( <https://kudoway.com> ). Like Interprefy, KUDO streams real-time interpretation to your events.
- Survey Planet ( <https://surveyplanet.com> ). Add surveys to your event.
- Wordly ( <https://www.wordly.ai> ). AI-powered automated captioning service.

## Reporting

- Registration reports. In Registration Data > Standard Registration, the IP Address option is now set to Off by default, which hides the registrant's IP address in reports. To include the IP address, under Standard Registration select **IP Address**.
- Telephone broadcasts. The System Usage report no longer includes the Video Size column for telephone (audio) events.
- API audience details reports now include these fields: Unsubscribed, Registration IP Address, Referrer, CE Pass/Fail, and Certificate Link.

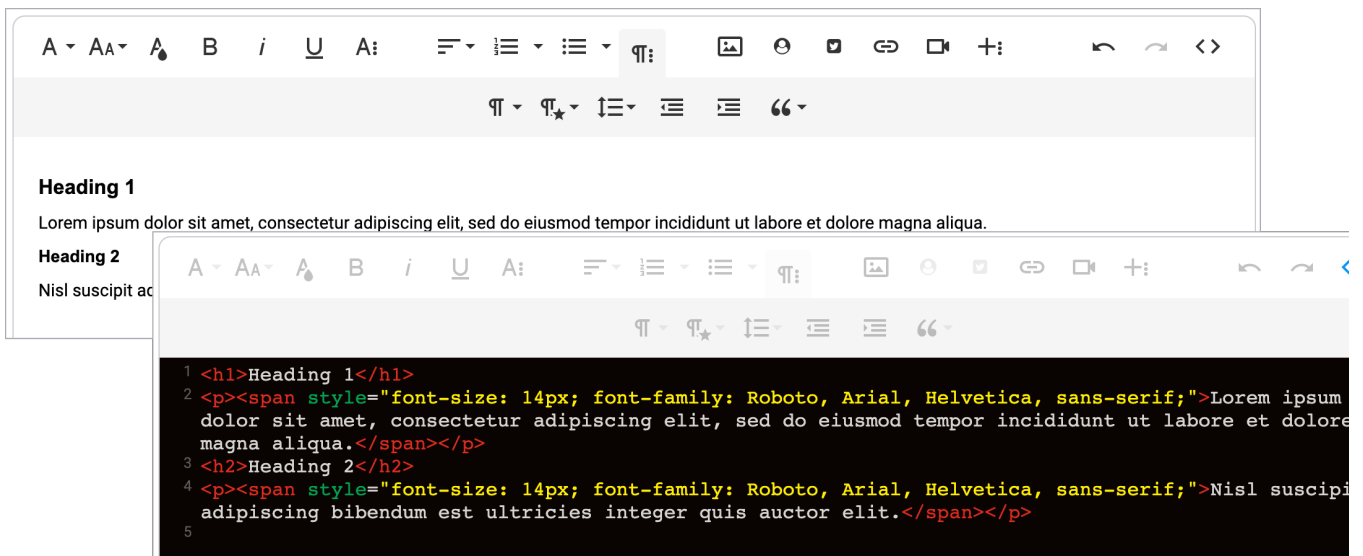
## Bug fixes

### Fixes for event and portal setup issues

- Open layout issues:
  - Registration page. On Manage Event access, if you set Registration to **Closed**, but left Login set to **Open**, returning registrants couldn't log in (the login field wasn't available). Fixed. The Already registered? link is now displayed.
  - Landing page labels on Open layouts. Fixed an issue where the Register Form Submit Button (in All Other Layouts) was ignored if there was text entered in the Register Form Header and Submit Button field in the Bar Layout with Popup Registration section.







- Portal issues:
  - Portals > Manage Segments. Fixed an issue where if segments were assigned to a category and then you hid the category, the segment's category was set to blank (as expected), but you couldn't save changes.
  - Enhanced portals. If you had a registration page background image and background color (Branding & Communication > Advanced Branding) and set a custom tab to display first (Portal Content > Add Custom Portal Tabs, you set its order to 0), other custom tabs would show the background color, not the background image.

## Bug fixes

- Automated Transcript > Generated key phrases. **Note:** This capability was removed in a previous release. Fixed an issue where you couldn't edit previously-generated key phrases.
- Survey Summary reports now properly show post-event survey data from Live, On-Demand, and Simulated Live events. In some situations, attendees would leave an event during the pre-live or pre-Simulated Live part of the event and be prompted to complete the post-event survey. That invalid survey data is no longer included in reports.
- Event Management API > Create event. The API now properly escapes punctuation and special characters. This fixes an issue where an event was created with a double-quote

in the title and attendees could not access the event (the event window would not load).

- Registration API. Webcast now blocks server-side registrations sent to expired and deleted events.

---

Revision #7

Created 2 May 2022 18:41:49

Updated 8 September 2024 18:00:07